

# SOLID PVC

### APPLICABLE

- In public and domestic buildings
- In heated, inhabited rooms
- In roof pitch range of 15°-90°
- Suitable on all common roofings with proper flashing

### FEATURES

- Centre pivot u-PVC roof window
- Toughened outer glass
- Excellent insulation
- High humidity resistance
- Maintenance free PVC profile
- Elegant bottom handle
- Two passive ventilation positions via handle
- Double gasket system between frame and sash
- Double Low-e coating
- Easy installation
- 10 year guarantee

### MATERIAL

- Lead free PVC
- Steel reinforcement
- Polystyrene insulation insertion

### COVER PARTS

- Aluminium, lacquered, grey colour (RAL 7043)

### HANDLE

- Ergonomically designed moulded zinc handle, lacquered

### HINGE

- Pivot hinge



APY B900



### PANE

|                                     |         |
|-------------------------------------|---------|
| Construction                        | 4-16-4H |
| Thickness of glazing (mm)           | 24      |
| Low E                               | ■■      |
| Gas                                 | Argon   |
| Toughened                           | ■       |
| U <sub>g</sub> (W/m <sup>2</sup> K) | 1.0     |
| Total solar energy transmittance    | 0.55    |

### WINDOW

|                                     |               |
|-------------------------------------|---------------|
| U <sub>w</sub> (W/m <sup>2</sup> K) | 1.3           |
| Water tightness                     | E1500         |
| Air permeability                    | Class 4       |
| Resistance to wind load             | Class C4      |
| Sound reduction                     | 32 (-1,-5) dB |


### COLOUR

|       |   |
|-------|---|
| White | ■ |
|-------|---|

### MEASURES

| CODE | NOMINAL SIZE | FRAME EXTERNAL SIZE |          | PANE SIZE |          | VISIBLE GLASS |        |                                     |
|------|--------------|---------------------|----------|-----------|----------|---------------|--------|-------------------------------------|
|      |              | Width               | Height   | Width     | Height   | Width         | Height | Effective Light Area m <sup>2</sup> |
| C2A  | 55 x 78 cm   | 55 cm               | 77,8 cm  | 39,8 cm   | 64,9 cm  | 37,3 cm       | 59 cm  | 0.220                               |
| C4A  | 55 x 98 cm   | 55 cm               | 97,8 cm  | 39,8 cm   | 84,9 cm  | 37,3 cm       | 79 cm  | 0.295                               |
| F6A  | 66 x 118 cm  | 66 cm               | 117,8 cm | 50,8 cm   | 104,9 cm | 48,3 cm       | 99 cm  | 0.478                               |
| M4A  | 78 x 98 cm   | 78 cm               | 97,8 cm  | 62,8 cm   | 84,9 cm  | 60,3 cm       | 79 cm  | 0.476                               |
| M6A  | 78 x 118 cm  | 78 cm               | 117,8 cm | 62,8 cm   | 104,9 cm | 60,3 cm       | 99 cm  | 0.597                               |
| M8A  | 78 x 140 cm  | 78 cm               | 139,8 cm | 62,8 cm   | 126,9 cm | 60,3 cm       | 121 cm | 0.729                               |
| S6A  | 114 x 118 cm | 114 cm              | 117,8 cm | 98,8 cm   | 104,9 cm | 96,3 cm       | 99 cm  | 0.953                               |

### FLASHING RANGE FOR DIFFERENT ROOFING MATERIALS\*



LSX

**SLATE**  
Suitable for slates and flat roofing, up to 8mm (max overall thickness is 16 mm)



TFX

**TILE**  
Suitable for low profile tiles and profiled materials between 16-50 mm




FTX

**INTERLOCKING FLAT TILE**  
Suitable for interlocking flat tiles between 16 and 50 mm.



UFX

**UNIVERSAL**  
Suitable for high profiled tiles and profiled materials between 16-120 mm



SSX

**STANDING SEAM**  
Suitable for standing seam steel sheet coverings

\* Combi solutions are also available, please contact your dealer for details.

### BLIND RANGE\*



DUA

BLACKOUT




RHA

ROLLER



MIA

AWNING



SSR

ROLLER SHUTTER

contrio.com

\*For the right product code of blinds, please take the type of blind, size of RW and colour code, e.g. DUA C2A 4219